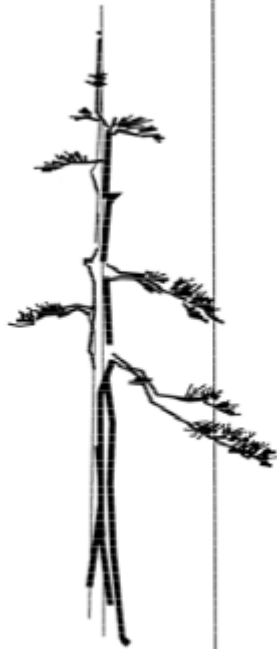


BONSAI NEWS

September 2015



*Milwaukee
Bonsai Society
PO Box 240822
Milwaukee Wi
53224*

*Information Line
414-299-9229*

September MBS meeting

Our topic for the September meeting is Jin and Shari. No, it's not about a potent potable and a cute girl. Technically a "Jin" is a bare-stripped part of a branch and a "Shari" is a bark less part of the trunk.

Jack D and Ron F will be on hand to provide more information on these two methods of creating deadwood on your trees.



September

Sept 1 **Society Meeting**—Jin/Shari
Sept 12-Fall Beginner Workshop
Sept 18-20-Annual Exhibit-**TED MATSON**

October

Oct 3 Intermediate Class #4*
Oct 6 **Society Meeting**—Tony Ankowicz-Suiseki
Oct 17 Fall Cleanup Workshop
Oct 23-26 Peter Tea-Classes #3*

November

Nov 3 **Society Meeting**—Prepare for Winter
Nov 20-22 Folk Fair

***Members Only**

Next Meeting
September 1, 2015
6:45pm
**Boerner Botanical
Gardens**

Call for raffle items

Proceeds from the various raffles that take place during the 3 day Annual Exhibit help defray the expenses of putting on this major event. Tax deductible donations of items for raffles will be accepted at the September meeting. Items need not necessarily be bonsai related, be creative (unused gift cards)! Help support your society by donating items to the raffles.

President's Message

Whew! State Fair is finally over for the year. The amount of work that goes into preparing for 3 consecutive exhibits, arranging for show trees and their transportation in and out of the Fair, scheduling different judges and tree sitters is amazing! Many thanks to Judy S. and Susan L. who did an exemplary job. I also want to give a big thank you to Steve Co. and Terri W. Steve, for not only recruiting tree sitters, but also covering the times we didn't have enough people; some days being at the fair all day. Terri W for taking the week off work to not only be available for tree sitting but to also help with picking up and dropping off trees in her big truck. We couldn't have done it without any of you. Of course I would be remiss not to mention and thank Kris Z. She works so hard, behind the scenes, organizing, consulting, setting up each show and scribing the judge's comments at the Fair. Thanks Kris, for all your contributions. State Fair gives MBS it's biggest public exposure during the 11 days of the fair but it takes a lot of help to make it a success. Thanks for all the volunteers who tree sat and to everyone who brought trees to be exhibited.

It's September and that means Annual Exhibit time. With help from all of you, we will continue our stellar Annual Exhibit for all our club members and surrounding community. This year our guest Artist will be Ted Matson. First thing I want to do is to encourage you to attend! Second is to exhibit a tree at the Annual Exhibit. I encourage all novices to exhibit this year. It is a great opportunity for the tree to be critiqued by Ted Matson, our club sensi. This is how to get ideas on how to improve your tree, don't miss the opportunity. Third, is sign up for a workshop. We have two trees provided workshops and a BYO tree workshop. Ted is a wonderful teacher for all levels, whether you are novice or advanced you will learn from Ted. There is a form for workshop registration, for entering a tree, as well as signing up for the Banquet in the newsletter

The bonsai exhibit starts on Friday and will be held at the Education and Visitor Center at Boerner Botanical Gardens, followed by our evening reception. Ted will be talking about the show and answering questions. Most exhibitions charge for this but ours is free and open. On Saturday evening we have the Banquet which is always fun. Hope to see you there! Be sure to read the rest of the newsletter for more information on signing up a tree and for the banquet. Please be aware there are deadlines for both tree registration and the banquet.

-Greg



45th Annual Exhibit, September 18-20, 2015

Celebrate your bonsai year by registering and exhibiting a tree at this years' Annual Exhibit. We ask that trees for exhibit be registered before September 16th so that the display area can be set up accordingly. Whether you are new to bonsai or a veteran, if you have never exhibited a tree or do so every chance you get, this is the opportunity to have this years' headliner, Ted Matson, critique your tree.

Friday evening there will be a reception for Mr. Matson and a discussion of the critiques of several of the trees that he judged earlier in the day.

Workshops will be held on Saturday and Sunday. There will be 3 workshops. Two will be material provided and one is bring your own trees. See registration form.

On Saturday afternoon Mr. Matson will create a Trident Maple forest with 11 trees, which will be sold at auction to the highest bidder during the banquet Saturday evening.

The banquet will take place on Saturday evening at Meyers Restaurant in the Spring Mall Shopping Center at 4260 S 76th Street. Registration and meal choice must be received by September 12th. See registration form.

Tree drop off is from 5:00 to 7:30 pm on Thursday, September 17th. Enter the front door at BBG and proceed to the lower level for check in.

Links to all the relevant forms are found in the newsletter or on the website at www.milwaukeebonsai.org/ae/

Join in the celebration!



**Milwaukee
Bonsai
Society**

**45th Annual
Bonsai Exhibit**

Sept 18-20, 2015
Boerner Botanical Garden Education & Visitor Center
9400 Boerner Drive Hales Corner WI

Special Guest Artist and
MBS Sensei
Ted Matson

Exhibit Trees | Trees in Training | Demonstration | Vendors | Raffles
Artist Workshops*

Friday Reception and Critique 6-10 pm
Saturday Demonstration 1-5 pm
Saturday Exhibit 10-4 pm
Sunday Exhibit 10-3 pm

*Registration and fee

www.milwaukeebonsai.org/ae/

State Fair Results

O=Open, A=Advanced, I=Intermediate, N=Novice
Show #1—August 6-August 8—Judge Tom Longfellow
Milwaukee Bonsai Society



Best of Show

← Pomegranate (I) - Greg P

Awards of Merit

Shimpaku Juniper (O) - Jack D
Bougainvillea (I) - Susan L

Blue Ribbons

Pomegranate (I) - Greg P
Shimpaku Juniper (O) - Jack D
Bougainvillea (I) - Susan L
Spek Boom (N) - Kevin S
Schefflera (A) - Joe N
Fuschia (A) - Kris Z

Red Ribbons

Ponderosa Pine (O) - Ron F
Japanese Larch (I) - Susan L

White Ribbons

Boxwood (A) - Michelle Z
Austrian Pine (I) - Teri W
Fukien Tea (A) - Joe N
Ficus Retusa (A) - Kris Z



Shimpaku Juniper (O) - Jack D



Bougainvillea (I) - Susan L

State Fair Results

O=Open, A=Advanced, I=Intermediate, N=Novice
Show #2—August 9–August 12—Judge Ivan Watters
Milwaukee Bonsai Society

Best of Show →
Japanese Larch (I) - Judy S




Awards of Merit

Boxwood (N) - Bryan L
Pahutukawa (I) - Teri W
Jade (I) - Susan L

Blue Ribbons

Japanese Larch (I) - Judy S
Boxwood (N) - Bryan L
Pahutukawa (I) - Teri W
Jade (I) - Susan L
Eastern White Cedar (A) - Kris Z
White Pine (I) - Teri W
Tiger Bark Ficus (I) - Dennis G

Pahutukawa (I) -
Teri W →



Red Ribbons

Large Juniper (I) - Susan L
Small Juniper (I) - Susan L
Japanese Maple (N) - Derek
Norman (Badger Bonsai Society)
Ficus microcarpa (I) - Dennis G




Boxwood (N) - Bryan L
←

White Ribbons

Boxwood (N)- Bryan L
Jade (I) - Dennis G
Ginseng (I) - Dennis G
Boulevard Cypress (A) - Tony P

Jade (I) - Susan L →



State Fair Results

O=Open, A=Advanced, I=Intermediate, N=Novice
Show #3—August 13-August 16—Judge Phil Malhiot
Milwaukee Bonsai Society

Best of Show

Green Carpet Juniper (I) - Greg P



Awards of Merit

White Pine (I) - Judy S

Chinese Elm (I) - Susan L

Natal Plum (I) - Susan L

Blue Ribbons

Green Carpet Juniper (I) - Greg P


Natal Plum (I) - Susan L

White Pine (I) - Judy S

Crape Myrtle (I) - Susan L

Brazilian Raintree (N) - Ann R

White Pine (I) - Judy S →



Red Ribbons

Boxwood (N) - Bryan L

Ponderosa Pine (I) - Teri W


Schefflera (I) - Steve Co

Ginkgo (I) - Rob P

Natal Plum (I) - Susan L

Golden Hinoki Cypress (A) - Pam W

← Natal Plum (I) - Susan L



White Ribbons

White Oak (I) - Steve Co

Ficus (N) - Molly Hetzer

Golden Arborvitae (I) - Jim T

American Larch (I) - Jim T

Chinese Elm (I) -

Susan L →




August MBS Meeting

Preparing trees for display



Photos courtesy of Jean S



General Tips for Better Pruning

Quiet Crow Bonsai is a collection of articles, essays, and views for bonsai artist, devotees and supporters.
www.QuietCrowBonsai.com

There are general rules to follow when doing anything in bonsai, whether it is wiring or pruning, whether the material is deciduous or coniferous. So let's explore General tips for Better Pruning..

It is useful to think of pruning in two stages: pruning required to maintain plant health and pruning for form or aesthetics. These areas are not exclusive and there is considerable overlap. For example, removing dead or crossed-over limbs is necessary for health, but it also improves the form or aesthetic value of the plant.

It is important to know how the plant grows or the general classification of woody plant growth. Does it push candles like pine? Does it flush multiple times per year like hemlock? Does it grow continuously till fall like juniper? Here are three general classifications:

Determinate: Flushes once in spring, sets buds, and that's the end of that (beech, Austrian pine).

Semi-determinate: Flushes once in spring, and may again if conditions are good (hemlock).

Indeterminate: Starts growing in spring and continues throughout the growing season (juniper, elm).


All these factors and more will determine the best way to prune for the desired results, and will also help dictate when to prune.

1. Prevent Spreading Disease. Never prune a plant when it is wet. Many diseases are spread by water-borne spores. You are asking for trouble if you do this, though you may get away with it for a while. Always sanitize your pruning shears in alcohol after each cut, whenever cutting diseased plants. Sanitize your shears between working on healthy trees.

2. Buy Quality Pruning Tools. A minimum set of tools includes a high-quality pair of side-cutting clippers and a high-quality saw. For pruning small bonsai, I recommend pruners designed specifically for use on bonsai. Keep them sharp and clean. Sharp tools are safer to use and reduce the effort required. They also produce clean cuts and reduce the damage to the plant,


3. Think twice, cut once. You cannot cut a limb back on. Although mistakes can be corrected by future pruning, if you understand how pruning can be used to direct the growth of the plant.

4. Always Prune at a Bud Location or Branch Collar: Learn to recognize these locations. The branch collar is the natural division between the trunk and the branch. Cutting into the branch collar will damage the trunk, increase the time of healing, and increase the likelihood of disease. You can identify the branch collar by close observation of the bark. There will be a slight variation (sometimes obvious as a ring) in the bark at the base of the branch, where it makes the transition to trunk bark. See pictures:



5. Heavy Pruning in Early Spring: Most pruning is best done in the early spring before the plants break winter dormancy (before bud break), with the notable exceptions of plants that bleed when pruned in spring. Examples of bleeders (plants that drip large amounts of sap when cut in spring) include birch and sugar maple.

6: Never Leave a Dead Stub. You will have to prune the stub off later to help prevent disease.



Milwaukee Bonsai Society

2015 Annual Exhibit Tree Registration v.1



Contact Information

Please Print:

Name(s)			
Street Address			
City ST ZIP Code			
Cell/Home Phone			
E-Mail Address			
Memberships	<input type="checkbox"/> MBS	<input type="checkbox"/> FBBG	Other Club: _____

Tree Registration Information

The Milwaukee Bonsai Society would like to invite you to display your bonsai trees and ~~suiseki~~ suiseki at our annual exhibit. The set up will include sections for Novice, Intermediate and Open display, as well as, Suiseki and Trees in Training. Display of bonsai will make up its own display with a companion plant or ~~suiseki~~ suiseki. Since a display requires significant time and planning to assure balance and flow, two deadlines will be used:

- First registration must be completed and received by **Wednesday, September 16**
- Second all bonsai to be displayed must be received no later than **Thursday evening, September 17 by 7:30 pm.**

Bring to the August or September monthly meetings or send to:

Steve Contney, Exhibit Chairman
542 Pleasant View Street
Wauwatosa WI 53226

Tree Information

Please Print:

Common Name				
Botanical Name				
Approximate Age	_____	Years in Training	_____	
Division/Class	<input type="checkbox"/> Novice	<input type="checkbox"/> Intermediate	<input type="checkbox"/> Open	<input type="checkbox"/> Tree in Training
Accent Plant				
Accessories	<input type="checkbox"/> Tree Stand	<input type="checkbox"/> Accent Stand	<input type="checkbox"/> <u>Suiseki</u>	Other: _____
Comments				

Milwaukee Bonsai Society

2015 Annual Exhibit Workshop/Banquet Registration v1



Contact Information

Please Print:

Name(s)			
Street Address			
City ST ZIP Code			
Cell/Home Phone			
E-Mail Address			
Memberships	<input type="checkbox"/> MBS	<input type="checkbox"/> FBBG	Other Club: _____

Please check appropriate Information and add up totals

In the first column please indicate your choice 1, choice 2 and so on if you are interested in more than 1 workshop. Please also indicate the total number of workshops you are interested in taking if you have a maximum. If it is not indicated choice is made by MBS/AAE committee.

Choice

Ted Matson Workshop (*Root over Rock Shimpaku*) at BBG

(Sat 9-20 9 AM to 12:30 PM) Limit 6

\$210 \$ _____

Banquet at Meyers

(Sat 9-20 6 PM to 9 PM) No Limit must be paid prior to September 11

Please indicate the number(s) of each dinner:

Roast Prime Rib of Beef Seafood Linguine Chicken Emmenthal Vegetarian

\$30 ea \$ _____

Ted Matson Workshop (*Twisted Pomegranites*) at BBG

(Sun 9-21 9 AM to 12:30 PM) Limit 6

\$170 \$ _____

Ted Matson Workshop Bring Your Own Material at BBG

(Sun 9-21 1 PM to 4:00 PM) Limit 6

\$85 \$ _____

Maximum Number of workshops I wish to take. COUNT _____ TOTAL \$ _____

Registration and Workshop Information

Refund Policy: A full refund will be provided for cancellations received 10 days prior to date.

Workshop Priority: Workshops are allocated by date of registration according to the postmark of the registration. MBS members will have priority over non member registrants for workshops.

Notification: Successful workshop applicants will be notified as to which workshops they are assigned. Refunds of excess payments made by check will be refunded at the Friday Reception or during the show.

Refund Policy: A confirmed workshop slot refund will be provided for cancellations provided a replacement participant has paid to acquire the cancelled slot.

Tools: Participants must supply their own tools (including turntable if desired). Wire will be provided for workshop use.

Payment: Please make your check or money order payable to: **Milwaukee Bonsai Society**. Any credits or over payment will be returned at the time of the workshop. Bring to the August or September monthly meetings or send to:

Pam Woythal Registrar
8670 N Point Dr
Fox Point WI 53217

Workshops and Events

Friday September 18, 2015

Exhibit Critique and Reception

6:00 – 9:00pm Ted Matson

Ted Matson has been our clubs sensei (Japanese title used to refer to or address for master instructor) for over a decade. In 2012, Ted was honored and recognized for his great service to Golden State Bonsai Federation that also recognized his great service to the art of bonsai; someone who had extended their influence beyond the efforts of GSBF to promote the art of bonsai and encourage cooperation and unity of effort to achieve excellence within the entire bonsai community. To impress the significance of this award, we should note only one other person has ever been bestowed this award and that was John Naka.

Ted Matson began studying bonsai in 1979 in San Francisco, where he learned the basics under John Boyce. He moved to Los Angeles in 1980, where he became involved in a number of clubs and began a serious pursuit of the art, taking classes from leading masters in Southern California, including Ben Suzuki, Shig and Roy Nagatoshi, Melba Tucker, Warren Hill and John Naka. Currently Ted is the Administrative Curator of the Huntington Bonsai Collection in greater Los Angeles.

Saturday September 19, 2015

Root over Rock Shimpaku (*Juniperus chinensis* 'Shimpaku')

9:00 – 12:30pm

All levels



Limit 6

\$210

Get your hands on some great material that someone else has done all the hard work for you already. Material is some really nice shimpaku junipers over some very nice rocks. These trees have been growing over these rocks for several years and have clasped the rocks very nicely. If priced by the pound you would be getting a deal as the rocks certainly do have some weight to them. Give these trees their initial styling this fall and they will be ready for possible repotting in spring 2016 into training pots. These trees were grown in Northern California and hand-picked by the instructor. Shipped out to Wisconsin this spring so they are acclimated to our weather. They will need some winter protection for their first winter here but this material usually fairs very well with minimal attention.

This is an excellent opportunity to obtain unusual style with material suitable for our area and work with an outstanding bonsai instructor.

Demonstration

1:00 – 5:00pm

Ted will be creating a xx tree Trident maple Forest. More from Ron

MBS welcomes Ted Matson to share his 3 decades of teaching at all levels. This opportunity for everyone is not to be missed.

Saturday September 19, 2015

Banquet

5:00 – 8:00pm

Meyers Dining Room - 4260 S 76th St., Milwaukee, WI 53220

Limit 99

\$30

The banquet dinner this year will be a complete meal including appetizer trays, salad, fresh bread, choice of entrée, dessert, coffee and soda. Your entrée choice will be color coded so you receive the one you register for. Banquet registration ends on September 11 with final meal counts going to the caterer on September 12! The cost this year is a very affordable \$30.00. Please indicate the number(s) of each dinner and bring to the August or September monthly meetings or send to the registrar with your check.

Dinner choices include:

Roast Prime Rib of Beef. Slow roasted prime rib of beef served with au jus, baked potato and fresh vegetable.

Seafood Linguine. Shrimp, scallops and crab meat tossed with noodles and seafood cream sauce, with vegetables and garlic toast.

Chicken Emmenthal. Pan-fried chicken breast topped with lean ham and Smokey Swiss cheese, with seasoned rice and fresh vegetable.

Vegetarian option

Sunday September 20, 2015

Twisted Pomegranates (*Punica granatum*)

9:00 – 12:30pm

All Levels



Limit 6

\$170

Another great piece of material that we do not commonly see in this area. When you see the word twisted, it does not mean that the trunks of these trees have been manipulated in any way. The growth habit of this variety of trees is such that the bark takes on a twist in its appearance as the tree matures. When the conditions are correct these trees will flower and produce fruit. These trees were grown in Northern California and hand-picked by the instructor. Shipped out to Wisconsin this spring so they are acclimated to our weather. The instructor will advise on how to deal with these trees as winter approaches. Ted will guide you on what steps need to be taken to develop these trees. Give these trees their initial styling this fall and they will be ready for possible repotting in spring 2016 into training pots.

This workshop would be good for novice/beginners with minimal experience in taking a workshop or anyone interested in tropical material.

Bring Your Own Material

1pm – 4:00 pm

Intermediate to Advanced

Limit 6

\$85

Bring your own material and initiate a new bonsai project or refine an existing bonsai. This is a great opportunity to take a look at one of your own trees with the artist of transformation and come up with a new unique style, or advance the tree along its current path with Ted Matson's guidance.

Schedule

Thursday September 17, 2015		
	9:00AM--5:00PM	Exhibit Set-up
	5:00PM--7:30PM	Tree Drop Off
Friday September 18, 2015		
	9:00AM--1:00PM	Exhibit Preparations
	1:00PM--5:00PM	Judging
	1:00PM--5:00PM	Vendor Set-up
	6:00PM--9:00PM	Reception and Lecture/Critique with Ted Matson open to everyone
	9:00PM--9:30PM	Raffle
Saturday September 19, 2015		
	9:00AM--12:30PM	Root over Rock Shimpaku Workshop with Ted Matson
	10:00AM--5:00PM	Exhibit and Vendor Area open to everyone
	12:00PM--1:00PM	Lunch on your own
	12:30PM--1:00PM	Raffle
	1:00PM--4:00PM	Demonstration and Lecture with Ted Matson open to everyone
	4:00PM--4:30PM	Raffle
	5:00PM--8:00PM	Banquet
	8:00PM--9:00PM	Auction and Raffle
Sunday September 20, 2015		
	9:00AM--12:30PM	Twisted Pomegranates Workshop with Ted Matson
	10:00AM--3:00PM	Exhibit and Vendor Area open to everyone
	12:30PM--1:00PM	Lunch on your own
	12:30PM--1:00PM	Raffle
	1:00PM--4:00PM	BYO Material Workshop with Ted Matson
	4:00PM--4:30PM	Raffle
	4:30PM--5:00PM	Tree Pick Up
Monday September 21, 2015		
	9:00AM--5:00PM	Exhibit tear down
	9:00AM--5:00PM	Budget/Accounting wrap-up

Surface treatment (fines) for your trees

At last month's meeting, Steve Ca talked about using the 'fines' from sifting the components of bonsai soil for the surface treatment getting your tree ready for show.

But what if you don't sift your own soil?

Ask others for a cup of fines.

Go to a local landscaper/nursery and ask if you can sift out a cup of fine particles. I did this at a local nursery. I brought my sifter and a chair and sifted the size particles I needed for my tree. I asked what they would want in payment for the cup of fines and they kinda chuckled and said I could just take it. I have many brownish pots and like the rust color of the decomposed granite. Doing it this way, you can pick the color you need for the best look.

Phil Mahliot (one of our judges at State Fair) said he uses a small variety of fish tank gravel. It comes in many colors and he has a favorite that uses all the time.

Be creative and have fun!!



PO Box 240822
Milwaukee, WI 53224
Www.milwaukeebonsai.org
RETURN SERVICE REQUESTED

Next Meeting of MBS
Tuesday September 1, 2015
Boerner Botanical Gardens
9400 Boerner Dr
Hales Corners, WI 53130

2015 MBS OFFICERS

President [Greg P](#)
First VP [Kris Z](#)
Second VP [Judy S](#)
Secretary [Julie McN](#)
Treasurer [Barbara S](#)
Director [John Me](#)
Director [Teri W](#)
Director [Susan L](#)
Past Pres. [Steve Co](#)

Other Club Functions

Newsletter [Melissa J](#)
Webmaster [Pam W](#)

Director of Children's Education—Jean S
PAB Board—Rob P, Ron F & Houston S



Count not what is lost
but what is left.

-Kris Z